







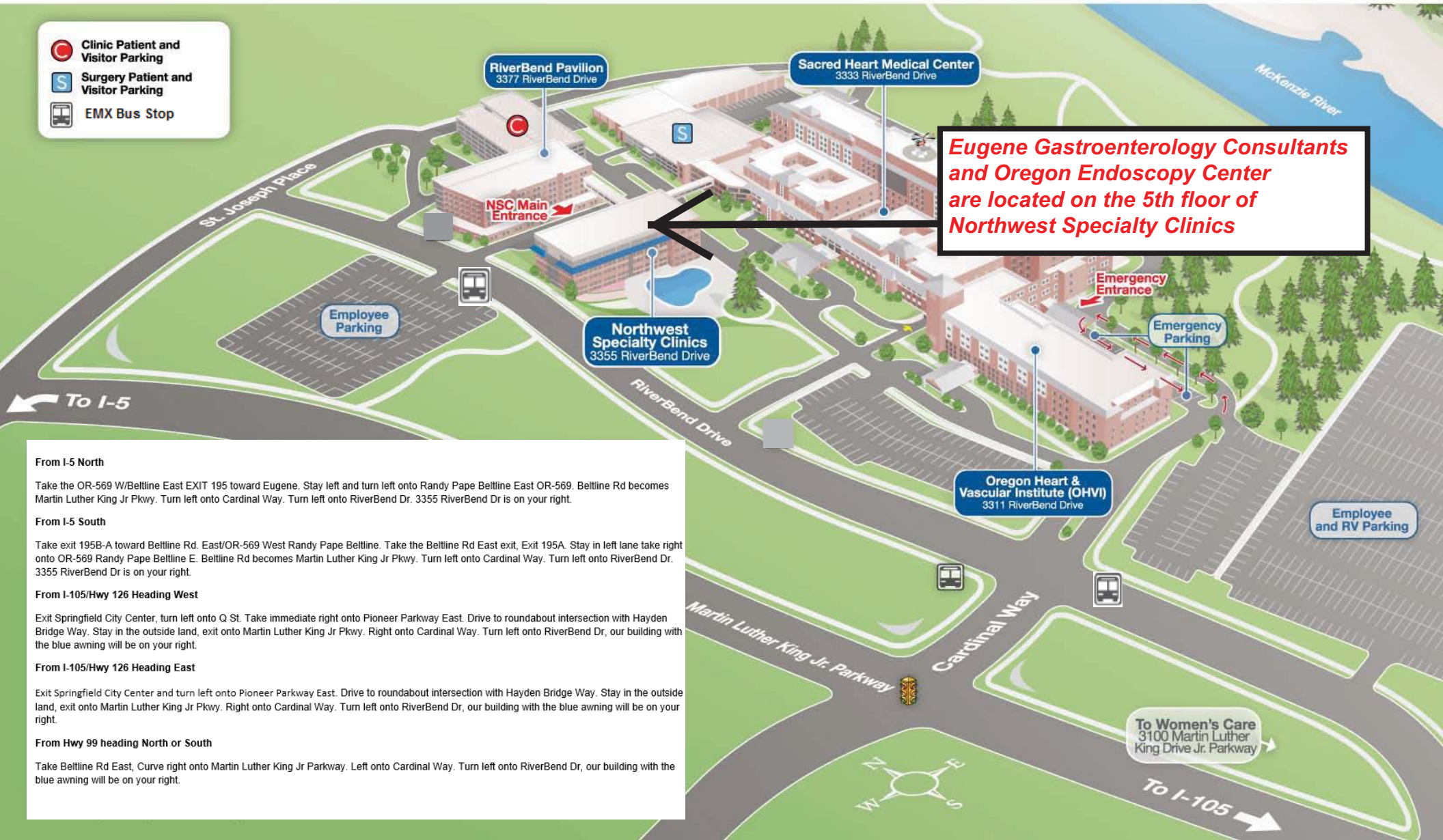
Northwest SPECIALTY CLINICS

Finding Your Way

Northwest Specialty Clinics (NSC) patients and visitors may park in the parking structure  on the north side of RiverBend Pavilion. On 3rd floor of parking structure proceed to NSC building via sky bridge. Patient drop-off is located at the NSC main entrance on the ground floor.

3355 RiverBend Drive • Springfield, OR 97477

-  Clinic Patient and Visitor Parking
-  Surgery Patient and Visitor Parking
-  EMX Bus Stop



Eugene Gastroenterology Consultants and Oregon Endoscopy Center are located on the 5th floor of Northwest Specialty Clinics

From I-5 North

Take the OR-569 W/Beltline East EXIT 195 toward Eugene. Stay left and turn left onto Randy Pape Beltline East OR-569. Beltline Rd becomes Martin Luther King Jr Pkwy. Turn left onto Cardinal Way. Turn left onto RiverBend Dr. 3355 RiverBend Dr is on your right.

From I-5 South

Take exit 195B-A toward Beltline Rd. East/OR-569 West Randy Pape Beltline. Take the Beltline Rd East exit, Exit 195A. Stay in left lane take right onto OR-569 Randy Pape Beltline E. Beltline Rd becomes Martin Luther King Jr Pkwy. Turn left onto Cardinal Way. Turn left onto RiverBend Dr. 3355 RiverBend Dr is on your right.

From I-105/Hwy 126 Heading West

Exit Springfield City Center, turn left onto Q St. Take immediate right onto Pioneer Parkway East. Drive to roundabout intersection with Hayden Bridge Way. Stay in the outside lane, exit onto Martin Luther King Jr Pkwy. Right onto Cardinal Way. Turn left onto RiverBend Dr, our building with the blue awning will be on your right.

From I-105/Hwy 126 Heading East

Exit Springfield City Center and turn left onto Pioneer Parkway East. Drive to roundabout intersection with Hayden Bridge Way. Stay in the outside lane, exit onto Martin Luther King Jr Pkwy. Right onto Cardinal Way. Turn left onto RiverBend Dr, our building with the blue awning will be on your right.

From Hwy 99 heading North or South

Take Beltline Rd East, Curve right onto Martin Luther King Jr Parkway. Left onto Cardinal Way. Turn left onto RiverBend Dr, our building with the blue awning will be on your right.

To Women's Care
3100 Martin Luther King Drive Jr. Parkway

To I-105